


























2 100m Butterfly Men Heat

Official

Rank	Competitor	Age	Club	RT	PTS	Result	
1	 Grayson Coulters	14		0.65		57.12 Entry: 56.85	14yrs NZR +0.27 Q
	50m: 100m: 57.12 (57.12)						
2	 TeRauroha Paterson	15		0.66		57.63 Entry: 58.45	-0.82 Q
	50m: 100m: 57.63 (57.63)						
3	 Michael Chen	15		0.67		58.14 Entry: 58.46	-0.32 Q
	50m: 100m: 58.14 (58.14)						
4	 Sam Skidmore	16		0.67		58.56 Entry: 58.55	+0.01 Q
	50m: 100m: 58.56 (58.56)						
5	 Charlie Dickiso	15		0.67		58.72 Entry: 58.31	+0.41 Q
	50m: 100m: 58.72 (58.72)						
6	 Declan Broadfoot	16		0.64		58.75 Entry: 57.88	+0.87 Q
	50m: 100m: 58.75 (58.75)						
7	 Caleb Yin	16		0.70		59.19 Entry: 58.68	+0.51 Q
	50m: 100m: 59.19 (59.19)						
8	 Sebastian Segura	16		0.72		59.22 Entry: 1:00.96	-1.74 Q
	50m: 100m: 59.22 (59.22)						
9	 Will Atkinson	15		0.74		59.33 Entry: 59.41	-0.08 Q
	50m: 100m: 59.33 (59.33)						
10	 Hylton Stracey	16		0.72		59.48 Entry: 59.61	-0.13 Q
	50m: 100m: 59.48 (59.48)						
11	 Samuel Lang (C)	16		0.64		59.52 Entry: 1:00.47	-0.95 R1
	50m: 100m: 59.52 (59.52)						
12	 Jaeci Yee	16		0.63		59.55 Entry: 59.21	+0.34 R2
	50m: 100m: 59.55 (59.55)						
13	 Kento Wangfor	14		0.71		59.63 Entry: 59.45	+0.18
	50m: 100m: 59.63 (59.63)						

14	Henry Childs	15		0.66	1:00.23 Entry: 1:00.88 -0.65
	50m: 100m: 1:00.23 (1:00.23)				
15	William Tye	15		0.68	1:00.28 Entry: 1:00.62 -0.34
	50m: 100m: 1:00.28 (1:00.28)				
16	Omath Abeyko	16		0.66	1:00.51 Entry: 1:02.53 -2.02
	50m: 100m: 1:00.51 (1:00.51)				
17	Will Herbert	16		0.62	1:00.55 Entry: 1:01.54 -0.99
	50m: 100m: 1:00.55 (1:00.55)				
18	Luca Lavigne	16		0.75	1:00.63 Entry: 1:01.98 -1.35
	50m: 100m: 1:00.63 (1:00.63)				
19	Arian Phillips	16		0.58	1:00.89 Entry: 1:02.76 -1.87
	50m: 100m: 1:00.89 (1:00.89)				
20	Max Cryer	15		0.68	1:00.96 Entry: 1:03.31 -2.35
	50m: 100m: 1:00.96 (1:00.96)				
21	Zachary Hortor	14		0.68	1:01.04 Entry: 1:00.74 +0.30
	50m: 100m: 1:01.04 (1:01.04)				
22	William Callow	15		0.67	1:01.25 Entry: 1:01.48 -0.23
	50m: 100m: 1:01.25 (1:01.25)				
23	Logan Pinkerto	15		0.64	1:01.26 Entry: 1:03.58 -2.32
	50m: 100m: 1:01.26 (1:01.26)				
24	Clement Parod	15		0.68	1:01.49 Entry: 1:04.63 -3.14
	50m: 100m: 1:01.49 (1:01.49)				
25	Yusuke Reid	15		0.70	1:01.69 Entry: 1:02.87 -1.18
	50m: 100m: 1:01.69 (1:01.69)				
26	Everett William	15		0.71	1:01.71 Entry: 1:01.71
	50m: 100m: 1:01.71 (1:01.71)				
27	Harvey Revell	15		0.67	1:01.74 Entry: 1:01.89 -0.15
	50m: 100m: 1:01.74 (1:01.74)				
28	Frederick Mills	16		0.71	1:01.92 Entry: 1:00.37 +1.55
	50m: 100m: 1:01.92 (1:01.92)				
29	Alex Sandford	16		0.68	1:01.95 Entry: 1:02.67 -0.72

50m: 100m: 1:01.95 (1:01.95)

30  Henry Wang 15  0.66 1:01.96
Entry: 1:02.55 -0.59


50m: 100m: 1:01.96 (1:01.96)

31  Ryan Zhou 15  0.77 1:01.99
Entry: 1:01.50 +0.49


50m: 100m: 1:01.99 (1:01.99)

32  Runxiang Wang 15  0.69 1:02.12
Entry: 1:02.18 -0.06

50m: 100m: 1:02.12 (1:02.12)

33  Zandre Herbst 15 0.69 1:02.37
Entry: 1:03.65 -1.28

50m: 100m: 1:02.37 (1:02.37)

33  Lucas Tricoire 16 0.64 1:02.37
Entry: 1:02.63 -0.26

50m: 100m: 1:02.37 (1:02.37)

35  Henry Wang 15  0.65 1:02.52
Entry: 1:01.30 +1.22

50m: 100m: 1:02.52 (1:02.52)

36  James Boococ 15  0.69 1:02.59
Entry: 1:02.84 -0.25

50m: 100m: 1:02.59 (1:02.59)

37  Benji McLean 14  0.68 1:02.63
Entry: 1:01.24 +1.39


50m: 100m: 1:02.63 (1:02.63)

38  Jackson Rowla 15  0.65 1:02.70
Entry: 1:03.19 -0.49

50m: 100m: 1:02.70 (1:02.70)

39  Sonny Liu 16  0.61 1:02.86
Entry: 1:02.43 +0.43

50m: 100m: 1:02.86 (1:02.86)

40  Paolo Grolli (V) 14 0.74 1:02.99
Entry: 1:05.35 -2.36


50m: 100m: 1:02.99 (1:02.99)

41  Anthony Pan 15  0.59 1:03.11
Entry: 1:02.19 +0.92

50m: 100m: 1:03.11 (1:03.11)

42  Reagan Liang 13  0.79 1:03.12
Entry: 1:06.92 -3.80

50m: 100m: 1:03.12 (1:03.12)






























43  Bishop Lafaele 16  0.71 1:03.27
Entry: 1:02.38 +0.89

50m: 100m: 1:03.27 (1:03.27)

44  Xavier Francis 13  0.66 1:03.29
Entry: 1:05.27 -1.98

50m: 100m: 1:03.29 (1:03.29)



1:03.36

45	 Aiden Carlisle	14		0.77	Entry: 1:05.35	-1.99
	50m: 100m: 1:03.36 (1:03.36)					
46	 Riley Davis	15		0.63	1:03.45	-1.20
	50m: 100m: 1:03.45 (1:03.45)				Entry: 1:04.65	
47	 Vaughn Van de	14		0.68	1:03.50	-0.67
	50m: 100m: 1:03.50 (1:03.50)				Entry: 1:04.17	
48	 Mateo Castro-ε	15		0.64	1:03.56	-0.89
	50m: 100m: 1:03.56 (1:03.56)				Entry: 1:04.45	
49	 Luke Thompso	15		0.61	1:03.65	+0.18
	50m: 100m: 1:03.65 (1:03.65)				Entry: 1:03.47	
50	 Murray Barnes	15		0.81	1:03.73	-1.03
	50m: 100m: 1:03.73 (1:03.73)				Entry: 1:04.76	
51	 Alexis Goatley	15		0.69	1:03.90	-0.09
	50m: 100m: 1:03.90 (1:03.90)				Entry: 1:03.99	
52	 JingYang Chua	15		0.72	1:04.14	+0.50
	50m: 100m: 1:04.14 (1:04.14)				Entry: 1:03.64	
53	 Grayson Swan	15		0.65	1:04.25	-0.04
	50m: 100m: 1:04.25 (1:04.25)				Entry: 1:04.29	
54	 Noham Yeiwen	14		0.71	1:04.44	-0.03
	50m: 100m: 1:04.44 (1:04.44)				Entry: 1:04.47	
55	 Timothy Chin	15		0.60	1:04.54	-0.06
	50m: 100m: 1:04.54 (1:04.54)				Entry: 1:04.60	
56	 Jk Wang	14		0.70	1:04.69	+0.47
	50m: 100m: 1:04.69 (1:04.69)				Entry: 1:04.22	
57	 Antoine Baldov	15		0.71	1:04.75	-0.21
	50m: 100m: 1:04.75 (1:04.75)				Entry: 1:04.96	
58	 Manson Meng	14		0.65	1:04.91	+1.50
	50m: 100m: 1:04.91 (1:04.91)				Entry: 1:03.41	
59	 Jaxon Hamlin-ε	14		0.81	1:05.27	+0.19
	50m: 100m: 1:05.27 (1:05.27)				Entry: 1:05.08	
60	 Theophane Vid	14		0.73	1:05.57	-1.09
					Entry: 1:06.66	

50m: 100m: 1:05.57 (1:05.57)

61  Matthew Callov 13  0.65 1:05.65
Entry: 1:06.11 -0.46

50m: 100m: 1:05.65 (1:05.65)

62  Konrad Artz 13  0.58 1:05.68
Entry: 1:10.39 -4.71

50m: 100m: 1:05.68 (1:05.68)

63  Austin Li 13  0.73 1:05.69
Entry: 1:05.63 +0.06

50m: 100m: 1:05.69 (1:05.69)

64  Felix Mariano 14  0.60 1:05.99
Entry: 1:05.13 +0.86



50m: 100m: 1:05.99 (1:05.99)

65  Tristin Costabe 13  0.72 1:06.12
Entry: 1:07.81 -1.69



50m: 100m: 1:06.12 (1:06.12)

66  Kymani Leca (^) 13 0.70 1:06.36
Entry: 1:06.66 -0.30

50m: 100m: 1:06.36 (1:06.36)

67  Benjamin Wintke 14  0.58 1:06.58
Entry: 1:06.18 +0.40

50m: 100m: 1:06.58 (1:06.58)

68  Ethan Jiao 13  0.66 1:07.50
Entry: 1:10.10 -2.60


50m: 100m: 1:07.50 (1:07.50)

69  Alex Sheng 13 0.70 1:07.51
Entry: 1:10.54 -3.03

50m: 100m: 1:07.51 (1:07.51)

70  Ray Sun 13  0.67 1:08.47
Entry: 1:08.70 -0.23

50m: 100m: 1:08.47 (1:08.47)

71  Ruben Park 13  0.52 1:08.64
Entry: 1:08.39 +0.25

50m: 100m: 1:08.64 (1:08.64)